



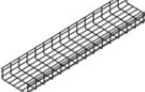











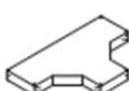
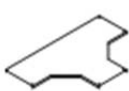


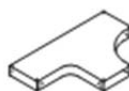
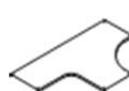


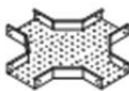
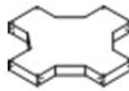
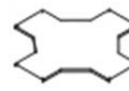

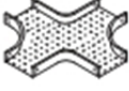
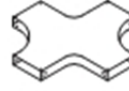
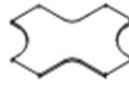
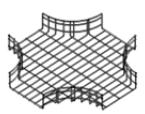

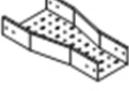




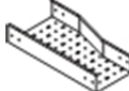












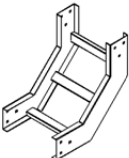
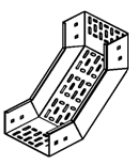
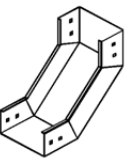
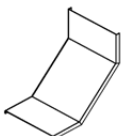
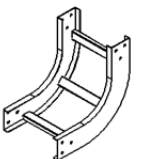
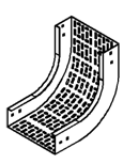
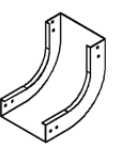


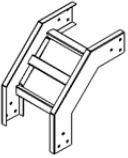


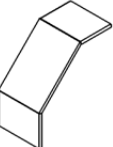
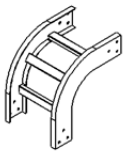
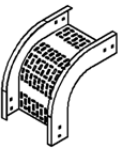
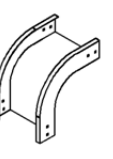


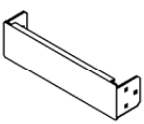
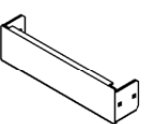
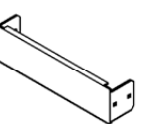
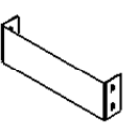
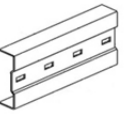
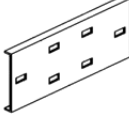
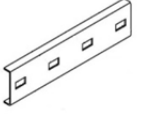
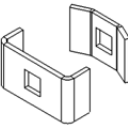
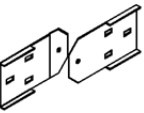
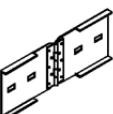







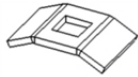


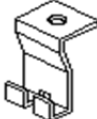
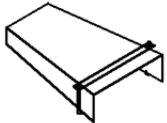



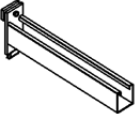





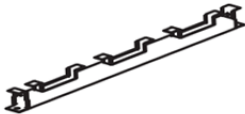




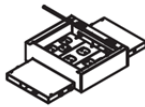



	CABLE LADDER	PERFORATED CABLE TRAY	SOLID BOTTOM TRUNKING	COVER	WIREMESH CABLE TRAY	
No	A	B	C	D	E	DESCRIPTION
1						STRAIGHT SECTION
2						HORIZONTAL ELBOW (CORNERED TYPE)
3						HORIZONTAL ELBOW (CURVED TYPE)
4						HORIZONTAL TEE (CORNERED TYPE)
5						FLAT CURVED TEE
6						HORIZONTAL CROSS (CORNERED TYPE)
7						HORIZONTAL CROSS (CURVED TYPE)
8						CENTER REDUCTION COUPLING
9						RIGHT REDUCTION COUPLING

No	A	B	C	D	E	DESCRIPTION
10						LEFT REDUCTION COUPLING
11						VERTICAL TEE
12						INSIDE VERTICAL ELBOW (CORNERED TYPE)
13						INSIDE VERTICAL ELBOW (CURVED TYPE)
14						OUTSIDE VERTICAL ELBOW (CORNERED TYPE)
15						OUTSIDE VERTICAL ELBOW (CURVED TYPE)
16						BLIND END CAP
17						STRAIGHT CONNECTOR
18						VERTICAL HINGE CONNECTOR
19						HORIZONTAL HINGE CONNECTOR

No	A	B	C	D	E	DESCRIPTION
20						STAND CONNECTOR
21						HOLD DOWN CLAMP
22						CLEVIS HANGER
23						J-LOCK AND U CHANNEL
24					WALL BRACKET SUPPORT ANGLE	
25					STRUT ARM	
26						BOLT, NUT, WASHER
27						CONCRETE INSERTS
28						EARTHING BOND JUMPER
29						FLOOR DUCT TRUNKING